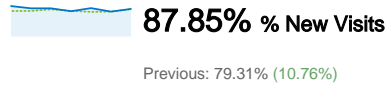
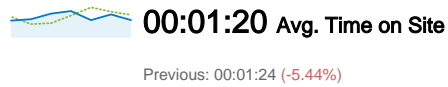
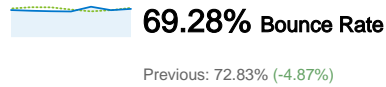
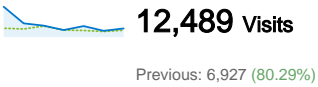
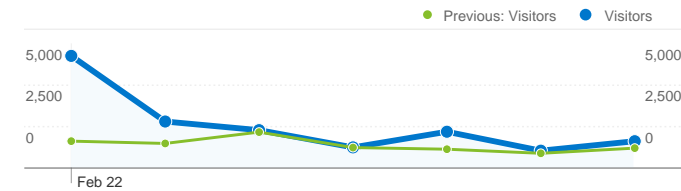


Site Usage

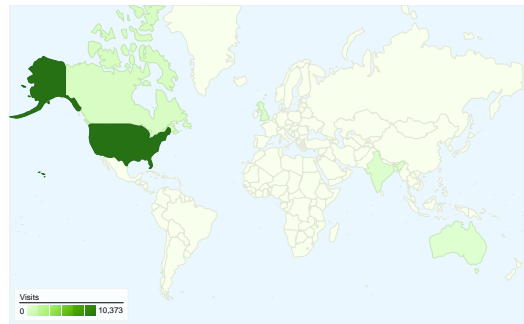


Visitors Overview

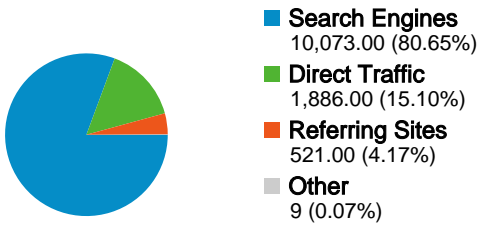


Visitors
11,436

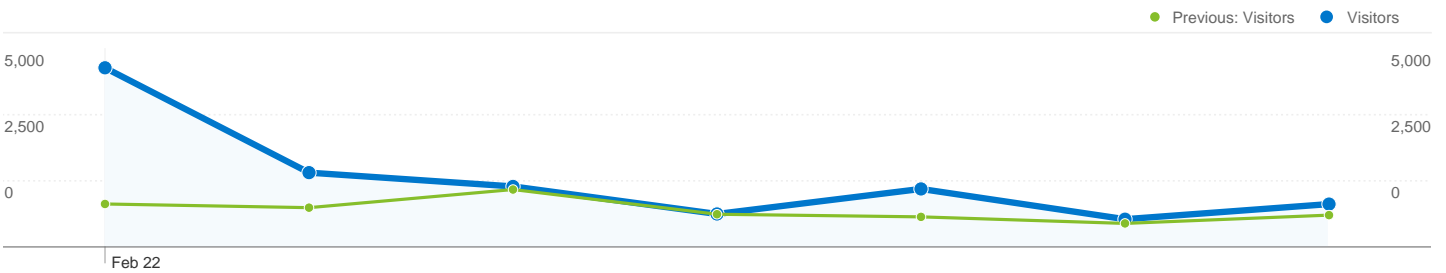
Map Overlay



Traffic Sources Overview



Content Overview		
Pages	Pageviews	% Pageviews
/content/245320-magic-alternative-energy-bloom-box-real-		
Feb 22, 2010 - Feb 28, 2010	6,334	32.36%
Feb 15, 2010 - Feb 21, 2010	0	0.00%
% Change	100.00%	100.00%
/		
Feb 22, 2010 - Feb 28, 2010	2,970	15.18%
Feb 15, 2010 - Feb 21, 2010	2,256	18.40%
% Change	31.65%	-17.54%
/content/246425-orlando-sentinel-report-seaworld-trainer-pulled-		
Feb 22, 2010 - Feb 28, 2010	938	4.79%
Feb 15, 2010 - Feb 21, 2010	0	0.00%
% Change	100.00%	100.00%
/content/247183-playstation-network-plagued-problems-sunday-		
Feb 22, 2010 - Feb 28, 2010	382	1.95%
Feb 15, 2010 - Feb 21, 2010	0	0.00%
% Change	100.00%	100.00%
/content/246570-vast-antarctic-iceberg-threatens-marine-life-bbc-		
Feb 22, 2010 - Feb 28, 2010	264	1.35%
Feb 15, 2010 - Feb 21, 2010	0	0.00%
% Change	100.00%	100.00%



11,436 people visited this site

12,489 Visits
 Previous: 6,927 (80.29%)

11,436 Absolute Unique Visitors
 Previous: 5,964 (91.75%)

19,571 Pageviews
 Previous: 12,259 (59.65%)

1.57 Average Pageviews
 Previous: 1.77 (-11.45%)

00:01:20 Time on Site
 Previous: 00:01:24 (-5.44%)

69.28% Bounce Rate
 Previous: 72.83% (-4.87%)

87.85% New Visits
 Previous: 79.31% (10.76%)

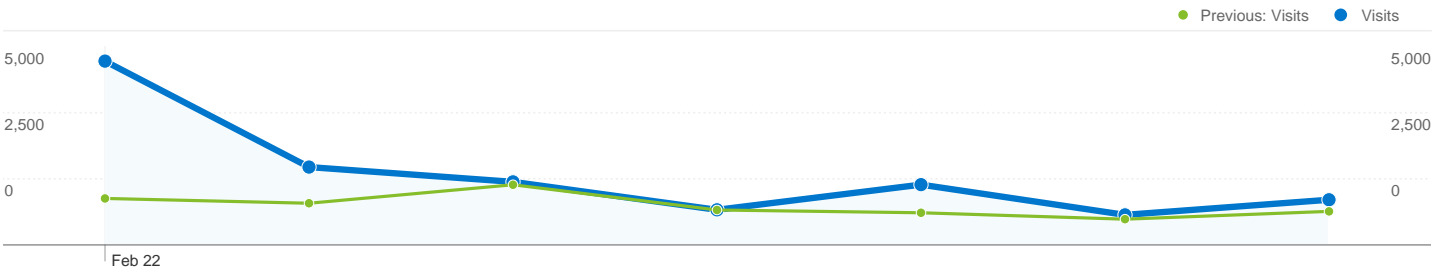
Technical Profile

Browser	Visits	% visits
Internet Explorer		
Feb 22, 2010 - Feb 28, 2010	6,428	51.47%
Feb 15, 2010 - Feb 21, 2010	3,927	56.69%
% Change	63.69%	-9.21%
Firefox		
Feb 22, 2010 - Feb 28, 2010	3,519	28.18%
Feb 15, 2010 - Feb 21, 2010	1,723	24.87%
% Change	104.24%	13.28%

Connection Speed	Visits	% visits
Cable		
Feb 22, 2010 - Feb 28, 2010	5,065	40.56%
Feb 15, 2010 - Feb 21, 2010	3,021	43.61%
% Change	67.66%	-7.01%
Unknown		
Feb 22, 2010 - Feb 28, 2010	2,671	21.39%
Feb 15, 2010 - Feb 21, 2010	1,504	21.71%
% Change	77.59%	-1.50%

Safari		
Feb 22, 2010 - Feb 28, 2010	1,244	9.96%
Feb 15, 2010 - Feb 21, 2010	646	9.33%
% Change	92.57%	6.81%
Chrome		
Feb 22, 2010 - Feb 28, 2010	1,119	8.96%
Feb 15, 2010 - Feb 21, 2010	526	7.59%
% Change	112.74%	17.99%
Opera		
Feb 22, 2010 - Feb 28, 2010	54	0.43%
Feb 15, 2010 - Feb 21, 2010	46	0.66%
% Change	17.39%	-34.89%

DSL		
Feb 22, 2010 - Feb 28, 2010	2,556	20.47%
Feb 15, 2010 - Feb 21, 2010	1,361	19.65%
% Change	87.80%	4.16%
T1		
Feb 22, 2010 - Feb 28, 2010	1,889	15.13%
Feb 15, 2010 - Feb 21, 2010	834	12.04%
% Change	126.50%	25.63%
Dialup		
Feb 22, 2010 - Feb 28, 2010	194	1.55%
Feb 15, 2010 - Feb 21, 2010	125	1.80%
% Change	55.20%	-13.92%



All traffic sources sent a total of 12,489 visits

15.10% Direct Traffic

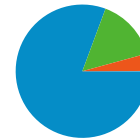
Previous: 20.44% (-26.13%)

4.17% Referring Sites

Previous: 8.83% (-52.78%)

80.65% Search Engines

Previous: 70.68% (14.11%)



- **Search Engines**
10,073.00 (80.65%)
- **Direct Traffic**
1,886.00 (15.10%)
- **Referring Sites**
521.00 (4.17%)
- **Other**
9 (0.07%)

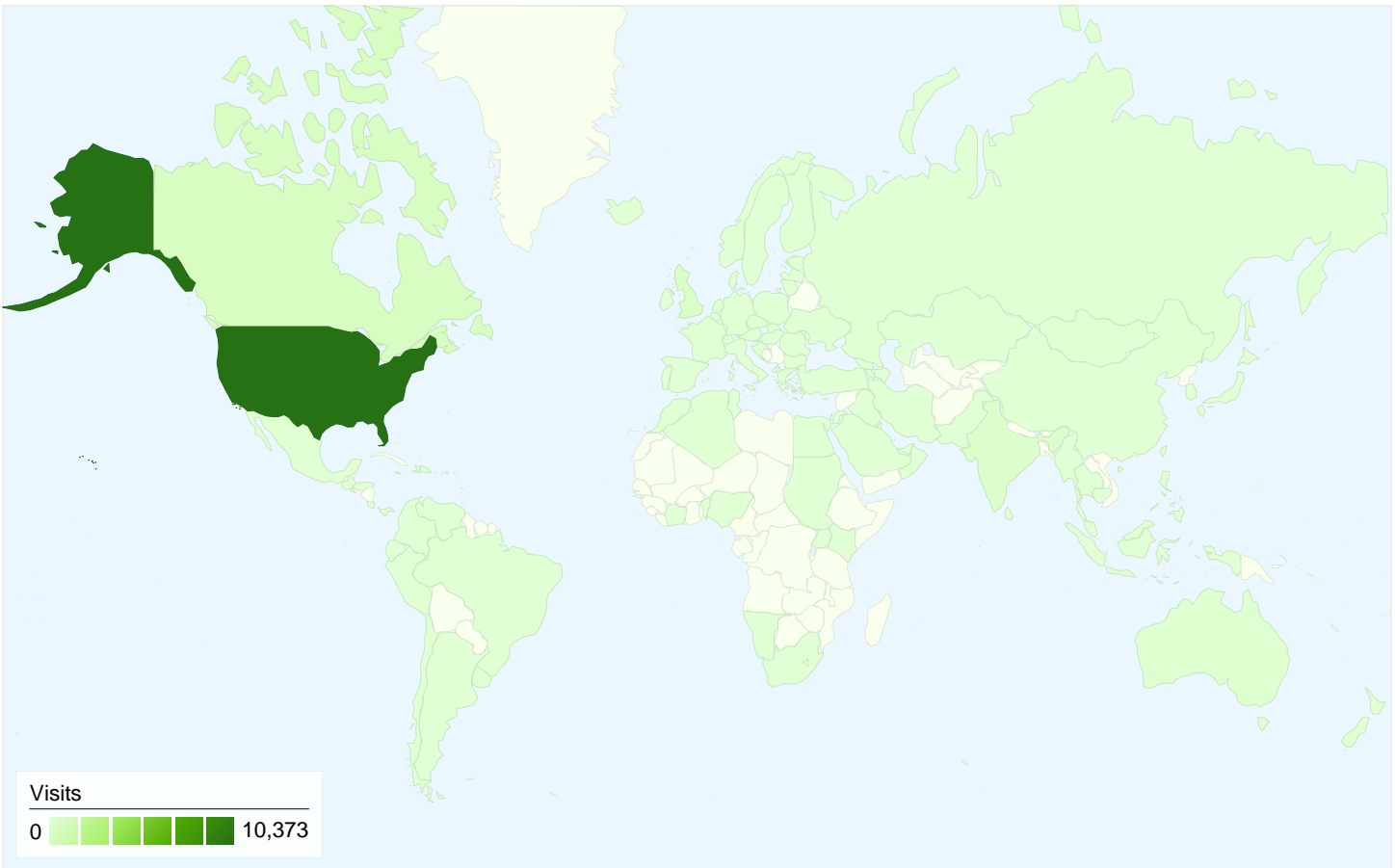
Top Traffic Sources

Sources	Visits	% visits
google (organic)		
Feb 22, 2010 - Feb 28, 2010	9,675	77.47%
Feb 15, 2010 - Feb 21, 2010	4,517	65.21%
% Change	114.19%	18.80%
(direct) ((none))		
Feb 22, 2010 - Feb 28, 2010	1,886	15.10%
Feb 15, 2010 - Feb 21, 2010	1,416	20.44%
% Change	33.19%	-26.13%
google (cpc)		
Feb 22, 2010 - Feb 28, 2010	181	1.45%
Feb 15, 2010 - Feb 21, 2010	141	2.04%
% Change	28.37%	-28.80%
news.google.com (referral)		
Feb 22, 2010 - Feb 28, 2010	146	1.17%
Feb 15, 2010 - Feb 21, 2010	161	2.32%
% Change	-9.32%	-49.70%
yahoo (organic)		

Keywords	Visits	% visits
bloom box		
Feb 22, 2010 - Feb 28, 2010	3,260	32.36%
Feb 15, 2010 - Feb 21, 2010	0	0.00%
% Change	100.00%	100.00%
bloombox energy		
Feb 22, 2010 - Feb 28, 2010	621	6.16%
Feb 15, 2010 - Feb 21, 2010	0	0.00%
% Change	100.00%	100.00%
bloombox		
Feb 22, 2010 - Feb 28, 2010	505	5.01%
Feb 15, 2010 - Feb 21, 2010	0	0.00%
% Change	100.00%	100.00%
orlando sentinel		
Feb 22, 2010 - Feb 28, 2010	421	4.18%
Feb 15, 2010 - Feb 21, 2010	0	0.00%
% Change	100.00%	100.00%
playstation network		

Feb 22, 2010 - Feb 28, 2010	85	0.68%
Feb 15, 2010 - Feb 21, 2010	114	1.65%
% Change	-25.44%	-58.64%

Feb 22, 2010 - Feb 28, 2010	245	2.43%
Feb 15, 2010 - Feb 21, 2010	0	0.00%
% Change	100.00%	100.00%

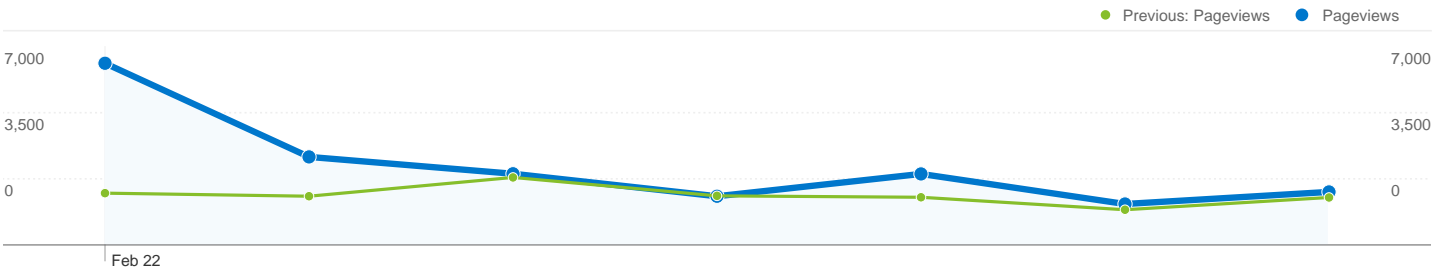


12,489 visits came from 121 countries/territories

Site Usage						
Visits	Pages/Visit	Avg. Time on Site	% New Visits	Bounce Rate		
12,489 Previous: 6,927 (80.29%)	1.57 Previous: 1.77 (-11.45%)	00:01:20 Previous: 00:01:24 (-5.44%)	87.86% Previous: 79.31% (10.78%)	69.28% Previous: 72.83% (-4.87%)		
Country/Territory	Visits	Pages/Visit	Avg. Time on Site	% New Visits	Bounce Rate	
United States						
February 22, 2010 - February 28, 2010	10,373	1.65	00:01:26	85.96%	68.57%	
February 15, 2010 - February 21, 2010	5,446	1.94	00:01:35	75.12%	71.06%	
% Change	90.47%	-15.16%	-9.42%	14.44%	-3.50%	
Canada						
February 22, 2010 - February 28, 2010	541	1.18	00:00:41	98.34%	72.83%	
February 15, 2010 - February 21, 2010	469	1.16	00:00:26	95.95%	79.53%	
% Change	15.35%	1.46%	59.77%	2.49%	-8.43%	
United Kingdom						
February 22, 2010 - February 28, 2010	382	1.20	00:00:27	97.12%	77.49%	

February 15, 2010 - February 21, 2010	238	1.18	00:00:45	97.90%	76.05%
% Change	60.50%	1.19%	-39.65%	-0.80%	1.89%
India					
February 22, 2010 - February 28, 2010	264	1.15	00:01:36	97.35%	62.88%
February 15, 2010 - February 21, 2010	100	1.10	00:01:05	93.00%	82.00%
% Change	164.00%	4.34%	48.54%	4.68%	-23.32%
Australia					
February 22, 2010 - February 28, 2010	128	1.14	00:00:31	97.66%	70.31%
February 15, 2010 - February 21, 2010	76	1.03	00:00:26	97.37%	88.16%
% Change	68.42%	11.14%	18.72%	0.30%	-20.24%
Germany					
February 22, 2010 - February 28, 2010	44	1.23	00:00:49	93.18%	72.73%
February 15, 2010 - February 21, 2010	67	1.19	00:00:14	83.58%	82.09%
% Change	-34.33%	2.78%	257.75%	11.49%	-11.40%
France					
February 22, 2010 - February 28, 2010	41	1.20	00:03:05	100.00%	68.29%
February 15, 2010 - February 21, 2010	28	1.04	00:00:02	92.86%	85.71%
% Change	46.43%	15.39%	7,875.53%	7.69%	-20.33%
Mexico					
February 22, 2010 - February 28, 2010	38	1.05	00:00:13	100.00%	89.47%
February 15, 2010 - February 21, 2010	2	1.00	00:00:17	100.00%	50.00%
% Change	1,800.00%	5.26%	-19.94%	0.00%	78.95%
Singapore					
February 22, 2010 - February 28, 2010	35	1.03	00:00:14	100.00%	85.71%
February 15, 2010 - February 21, 2010	24	1.08	00:01:10	95.83%	66.67%
% Change	45.83%	-5.05%	-79.42%	4.35%	28.57%
Netherlands					
February 22, 2010 - February 28, 2010	32	1.06	00:00:19	100.00%	81.25%
February 15, 2010 - February 21, 2010	22	1.18	00:00:20	95.45%	72.73%
% Change	45.45%	-10.10%	-0.32%	4.76%	11.72%

1 - 10 of 121



Pages on this site were viewed a total of 19,571 times

19,571 Pageviews

Previous: 12,259 (59.65%)

15,435 Unique Views

Previous: 9,552 (61.59%)

69.29% Bounce Rate

Previous: 72.83% (-4.86%)

Top Content

Pages	Pageviews	% Pageviews
/content/245320-magic-alternative-energy-bloom-box-real-dailytech		
Feb 22, 2010 - Feb 28, 2010	6,334	32.36%
Feb 15, 2010 - Feb 21, 2010	0	0.00%
% Change	100.00%	100.00%
/		
Feb 22, 2010 - Feb 28, 2010	2,970	15.18%
Feb 15, 2010 - Feb 21, 2010	2,256	18.40%
% Change	31.65%	-17.54%
/content/246425-orlando-sentinel-report-seaworld-trainer-pulled-under-ponytail-killer-whales-jaw-and-		
Feb 22, 2010 - Feb 28, 2010	938	4.79%
Feb 15, 2010 - Feb 21, 2010	0	0.00%
% Change	100.00%	100.00%
/content/247183-playstation-network-plagued-problems-sunday-gameprocom		
Feb 22, 2010 - Feb 28, 2010	382	1.95%
Feb 15, 2010 - Feb 21, 2010	0	0.00%
% Change	100.00%	100.00%
/content/246570-vast-antarctic-iceberg-threatens-marine-life-bbc-news		

Feb 22, 2010 - Feb 28, 2010	264	1.35%
Feb 15, 2010 - Feb 21, 2010	0	0.00%
% Change	100.00%	100.00%